



● Features

- Low maintenance with high reliability
- Easy installation
- New style mounting plate with increased immobility
- Aluminum anodized casing
- MOV prevents spike and surge current
- Dual voltage 12/24 VDC (auto-switchable)
- Anti-residual magnetism function (ARM)

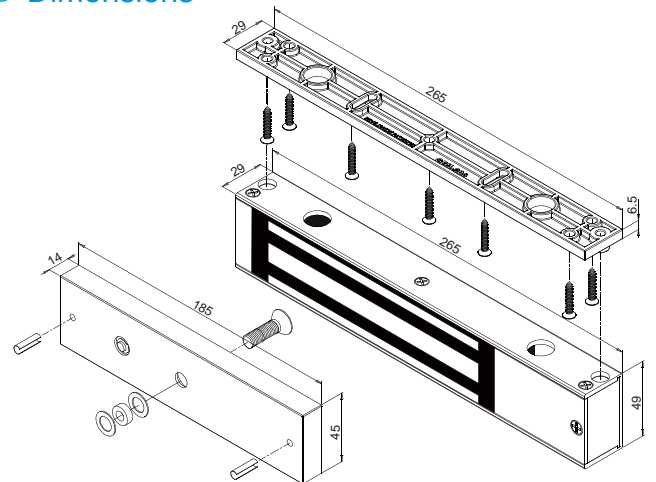
● Statement

GEM-800 electromagnetic lock uses a new style mounting plate patented. The mounting plate is designed with increased thickness of screw holes in order to provide lock body with more immobility and strength. GEM-800 can be installed on various types of doors or door frames with different brackets.

● Specification

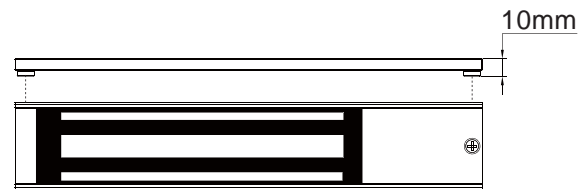
- Operating Voltage: 12/24VDC (auto-switchable)
- Current Draw: 500mA/12VDC; 250mA/24VDC (at 20°C)
- Operating temperature: -10~55°C (14~131°F)
- Humidity: 0~95% non-condensing
- Holding force: up to 800lbs (equivalent to 363kg)
- Dimensions:
 - Magnet: (L) 265, (W) 49 , (D) 29mm
 - Armature plate: (L) 185, (W) 45 , (D) 14mm
 - Mounting plate: (L) 265, (W) 29 , (D) 6.5mm
- Finish for magnet and armature plate is zinc plated.
- Epoxy potting compound rating: E87252 (S) , UL94V-0
- Net Weight : 2.79kg

● Dimensions




Unit: mm

● New style mounting plate (patented)

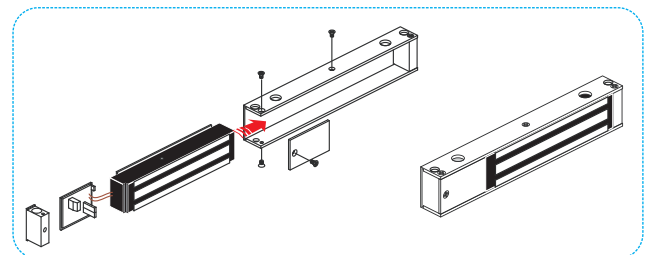
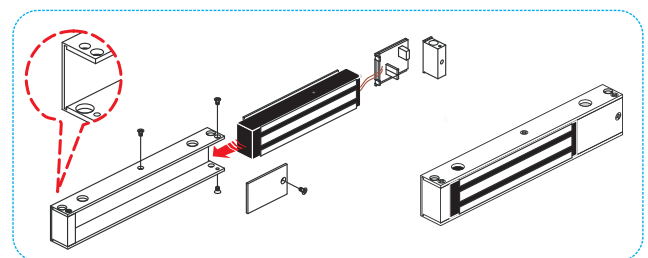


10mm thickness to increase immobility and strength



● Magnet Reversible on site

Magnet can be installed in direct or reversible direction installation



(Only for GEM-800)

Optional Features




xxxxx-M: Bond sensor output
Indicates the door locking status (locked / unlocked) with a visible LED light, which helps to identify from distance.

Bond sensor output: SPDT rated : 0.5A/120VAC;1A/24VDC



xxxxx-BZ: Buzzer Alarm
Door Held Open Alarm is an auditory feedback for users. The alarm sounds when the door is open and that has exceeded a specified timelimit. VR timer is adjustable from 1 to 80 seconds.

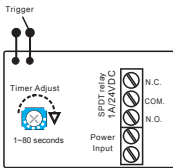


xxxxx-DS: Door Status
Door Status Sensor indicates the door position (open/closed).
Optional accessories (TLM-100MTS/TLM-200) offer higher security control through remote monitoring.

Door status output: SPDT rated: 0.2A/12VDC

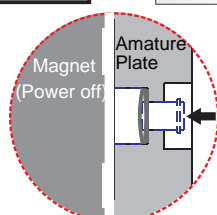
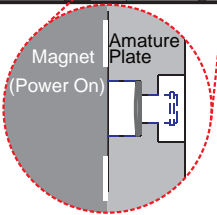
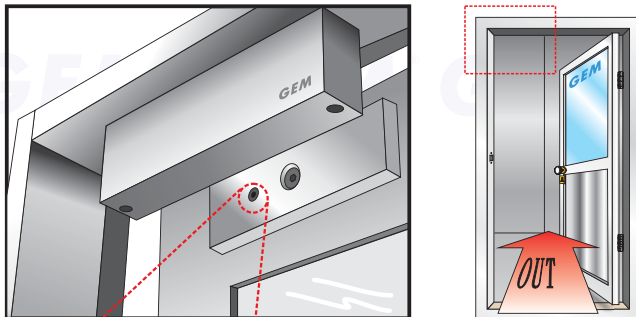


The armature plate is covered by a plastic housing.



xxxxx-TD: Relock time delay
A built-in timer allows a relocking time delay which is adjustable from 1 to 80 seconds.

Standard Installation



Anti-Residual Magnetism design

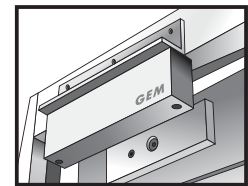
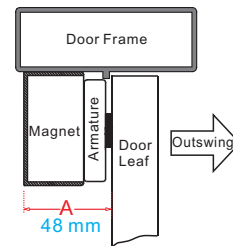
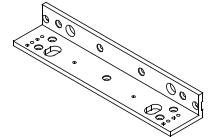
Our electromagnet locks feature Anti-Residual Magnetism (ARM) which ensures the door can be opened without any resistance from leftover magnetism imparted to the armature plate.

Optional Brackets

A appropriate bracket complements the magnetic lock. Brackets are selected according to the direction of door swing, the thickness of door frame and the materials of the doors.

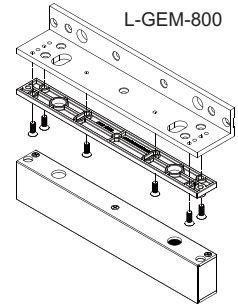
Outswing doors: L-brackets are recommended for narrow frame doors.

When the door frame thickness (marked 'A') is less than 48 mm L-GEM-800 bracket should be used to enable installation.

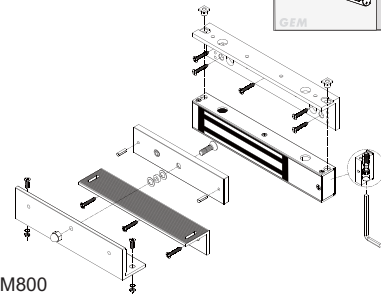
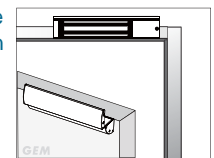


L-GEM-800

The mounting plate should be screwed to the L-bracket prior to installing the L-bracket. After the L-bracket is installed the magnet can then be screwed to the L-bracket.



Inswing doors: LZ-brackets are recommended for doors that open inwards.



LZ-GEM800

U-bracket for frameless glass doors

UBK-013 For 10~12mm thickness of glass door



UBK-013

